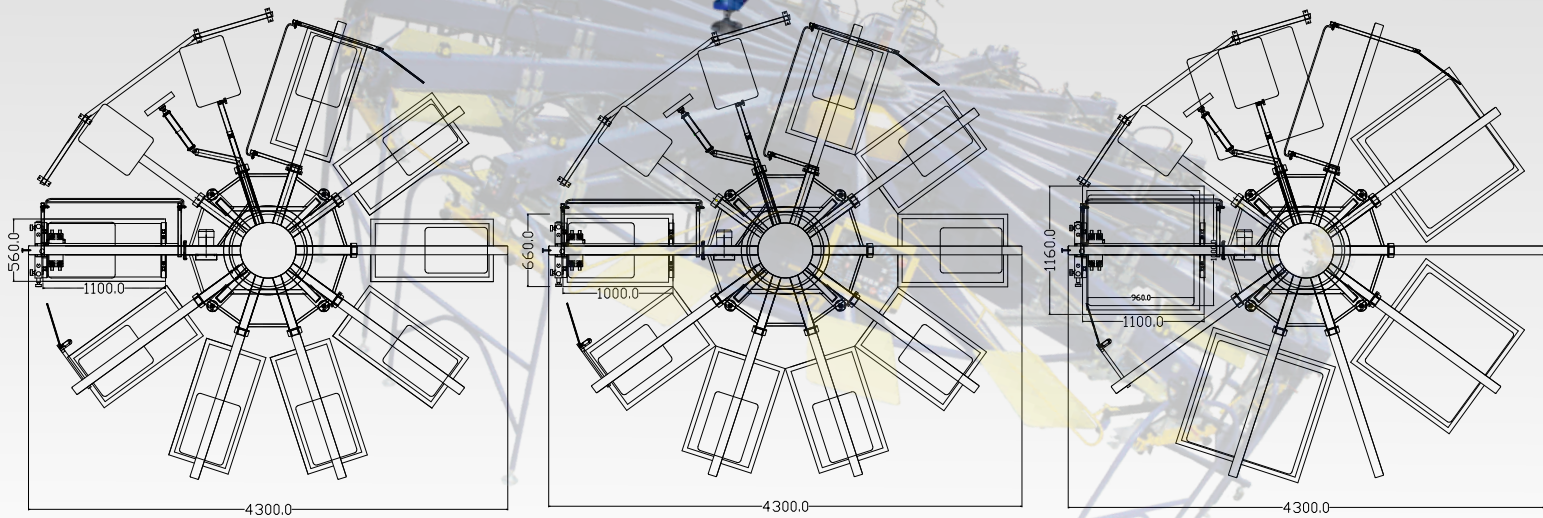



# SPECTRUM-SL



technology on your side



SPECTRUM-SL is developed version of SPECTRUM-S model. It has longer print area that increase print possibilities. The outside diameter stays the same keeping space requirements reasonable.

Spectrum-SL with its max number of colors and print area covers most printing demands. Image are 50 x 60 cm (20 x 24") or even 50 x 70 cm (20 x 28") depending on model, while number of colors from 6 to 12. In basic version we find servo indexer rotation system, AC driven heads, pneumatic lifting.

Design is stable and properly suited for inertia forces of the machine. The choice between side screen clamping and front-rear clamping offers flexibility of screen mounting.

Fast sliding pallet change with pallet locator makes pallet placement easy. Standard pallets come with the size 41 x 56 cm (16 x 22")

Spectrum-SL is fast reliable and stable machine. Each head is equipped with key pad control panel with access to all machine motions and head features

In front-rear screen clamping version we find 4 axis precise micro alignment, swivel front head design providing great screen and flash unit access. Flash unit is automatically recognized by machine's software.

Advanced operators safety system consists of :

- clear machine's light tower info system .
- inter-station safety bars chain with 2 motion disable side bars for operator's position
- solid bar limiting operators access to danger zone on LOADING and UNLOADING stations

Advanced machine's software consisting of MULTI PRINT FLASHING and SEQUENCES features combined with CLH flashes provides best printing and curing efficiency.

Warranty and service supported by manufacturing plant located in Poland for fast parts and technical service access.

## STANDARD FEATURES

### Rotation

- Precision, stronger servo drive (parametric for different pallet weight for smooth rotation), both direction drive (CW and CCW)
- servo driven indexing in combine with MULTIPRINT FLASHING saves extra color
- New slide bearings adjusted in +/- 0,01 mm for precision of movement

### Lifting

- double or single (depending on machine size) lifting cylinder with central off-contact
- Advanced multi-print with MULTIPRINT SETUP function implemented

### Print head

- Keypad panel with all head functions and machine motion functions access
- AC driven carriage travel with frequency converter for speed and torque control
- Pneumatic screen locks and squeegees locks, self locking after START
- Squeegee double dust sealed cylinders
- longest standard carriage travel rail (length depending on machine size)
- both sides print length adjustment, carriage hand manipulation fault proof
- *Constant print area rule* allows to move along characteristic with print length and width

### Advanced programming functions

- SEQUENCE PRINTING
- MULTIPRINT FLASHING
- FLASH INDEX

### Screen Locks

- pneumatic screen locks controlled from key pad, additional manual clamps for pressure

### Registration

- upper division tolerance (directly responsible for print registration quality) in range of +/-0,01 mm, for average printing point on pallet means deviation of +/- 0,025 mm.
- front micro-alignment (3 axis) and rear (1 axis)
- fast print alignment with *floor light* pallet

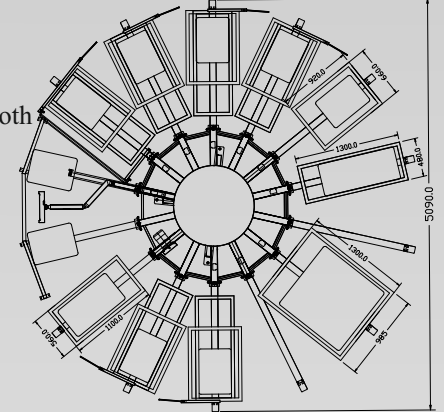
### Squeegee and flood bar

- independently squeegee and flood print setting
- squeegee air pressure regulator with glass gauge
- too-less squeegee and flood bar angle adjustment
- one touch fast squeegee and flood locks

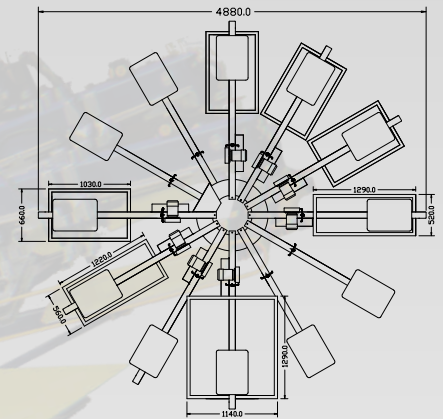
### Warranty and service

- 2 year warranty
- service agreement on special conditions

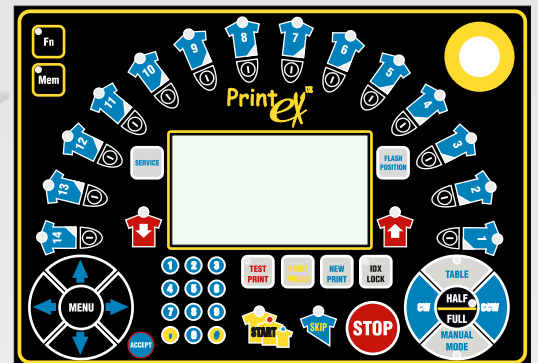
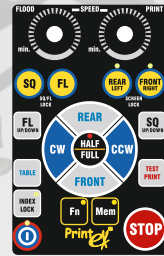
technology on your side



SPECTRUM-SL 14/12



SPECTRUM-SL 12/10



SPECIFICATION	SPECTRUM-SL 8/6	SPECTRUM-SL 10/8	SPECTRUM-SL 12/10	SPECTRUM-SL 14/12
Stations / colors	8 / 6	10 / 8	12 / 10	14 / 12
Air pressure requirement	6.9 bar 350 l/min	6.9 bar 450 l/min	6.9 bar 550 l/min	6.9 bar 600 l/min
Electrical requirements	400V, 3PH, 6 kW, 32ACEE-plug	400V, 3PH, 7 kW, 32ACEE-plug	400V, 3PH, 8 kW, 32ACEE-plug	400V, 3PH, 9 kW, 32ACEE-plug
Machine's diameter	451 cm	430 cm	488 cm	509 cm
Max image area	55 x 75 cm (22 x 30")	50 x 60 cm (20 x 24") 40 x 70 cm (16 x 28") 100 x 70 cm (40 x 28")	50 x 70 cm (20 x 28") 34 x 90 cm (13 x 35") 100 x 90 cm (13 x 35")	50 x 60 cm (20 x 24") 32 x 90 cm (12 x 35") 90 x 90 cm (35 x 35")
Max screen size	71 x 115 cm (28 x 45")	46 x 100 cm (18 x 40") 56 x 110 cm (22 x 43") 116 x 110 cm (45 x 43")	66 x 103 cm (26 x 41") 52 x 129 cm (22 x 48") 114 x 129 cm (20 x 50")	66 x 92 cm (26 x 36") 48 x 130 cm (19 x 51") 98 x 130 cm (40 x 51")
Shipping weight	1550 kg	1790 kg	2050 kg	2450 kg
Standard pallet size	41 x 56 cm (16 x 22")	41 x 56 cm (16 x 22")	41 x 56 cm (16 x 22")	41 x 56 cm (16 x 22")